SONIC ATOMS

ZARIA

NEBULOUS VOCAL TEXTURES

USER MANUAL

A BEAUTY WITHIN A VOICE

CREDITS	4
TECHNICAL REQUIREMENTS	5
INSTALLATION	6
COMMON BUG!	14
ZARIA INSTRUMENTS	15
USER INTERFACE AND CONTROLS	16
MIDI MAPPING AND QUICK CONTROLS	20
PATCH LIST	21
TERMS OF USE	22

Zaria was produced by **Sonic Atoms**

Vocals:
Roksana Korban

Recording:
Jakub Zajączkowski

Production:
Patryk Scelina

Beta testing:
Greg Wal, Michał Korniewicz, Zofia Domaradzka, Michał Szablowski, Piotr Stachera

Baltic Shimmers requirements:

Disk space: 1,1 Gb
RAM: 4Gb
Display resolution: 1366 x 768 (1920 x 1080 recommended)

Mac OS: 10.12 / 10.13 / 10.14 / 10.15
Windows 64 bit: 8.x/10

*Zaria is a sample library created with Steinberg's Halion sampler. It requires free Halion Sonic SE3.4 to be installed in your system to run. If don't have Halion 6, Halion Sonic 3+ or Halion Sonic SE3.4 or newer already installed, you need to login / register to steinberg user account and activate your free license of Halion Sonic SE3. Activation requires eLicencer software which you can also download directly from Steinberg's website.

Installation and activation process is described in detail in Installation chapter.

Baltic Shimmers is a sample library created for Steinberg's Halion software family. If you don't own Halion 6 or Halion Sonic 3 you need free copy of Halion Sonic SE3.4. You also need eLicencer software to activate Halion Sonic SE3.4.

Part 1 - Setting up MySteinberg account (only if you don't have one yet)

Step 1

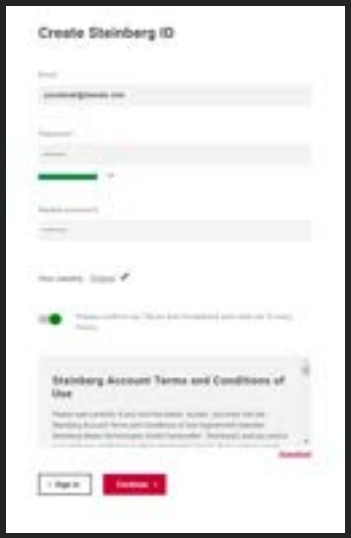

Visit my.steinberg website and press "Create Steinberg ID"

Fill forms and click "Continue".

Step 2

Check your email and copy verification code from Steinberg.

Step 3

Go back to web browser and paste your verification code to confirm your Steinberg account

Press continue.

Step 4

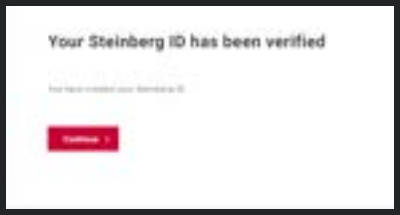

Your my.steinberg account should now be active

Part 2 - Installing and registering eLicencer software

Step 1

Download and install latest eLicencer

Step 2

Install elicencer and run it after installation.

Step 3

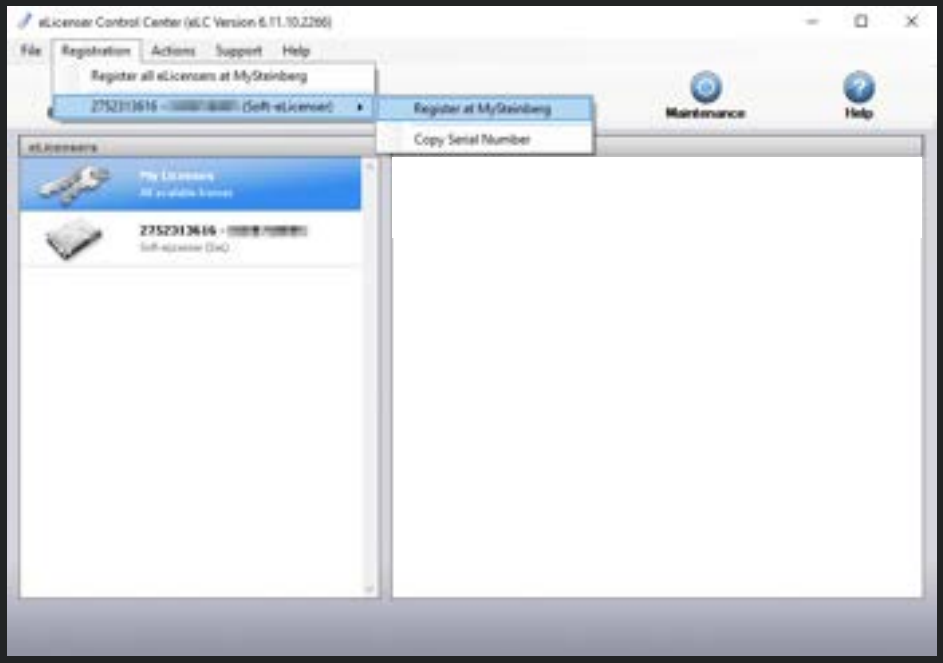

In Registration menu choose “Register at MySteinberg” or “Register all eLicencers at MySteinberg”.

This will open mysteinberg website in your web browser.

Login to your mysteinberg account if needed.

After that your Soft -eLicencer should be registered.

Press “Continue”.

*ATTENTION! If you cannot see a licence container (hard drive icon) in your eLicencer Control Center sofware, please check “common bug” section.

Part 3 - Installing Halion Sonic SE3 (skip this part if you have Halion 6 or Halion Sonic 3)

Step 1

Request free license of Halion Sonic SE3 at [product page](#).

Press "Submit" to request a license

Step 2

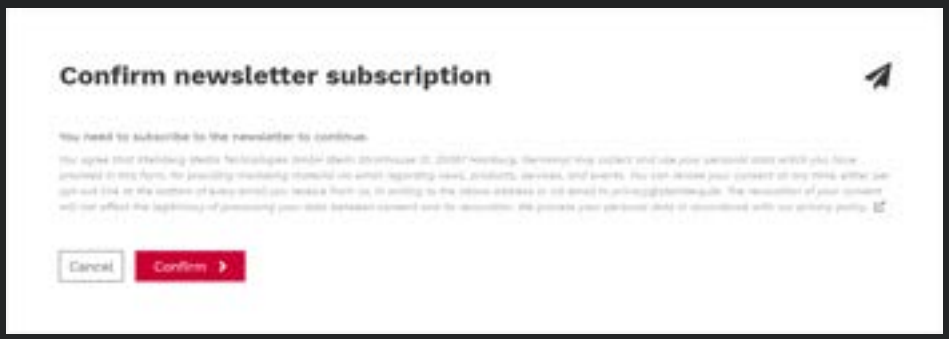

After login into my.steinberg account, you'll be asked to confirm subscription.

Press "Confirm". Your activation code has now been sent to your email.

Step 3

Copy activation code from your email.

ATTENTION!

Don’t use download links from email. These are old installation files!

Step 4

Open eLicencer software

Chose “Enter Activation Code” from Action menu

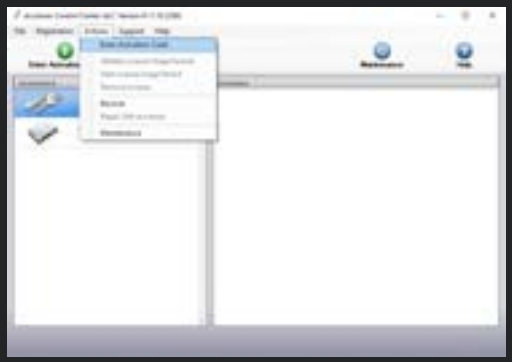

Step 5

Paste your activation code and press “Continue”

Step 6

In next widow choose your soft-elicencer and press “Download License”.

Your Halion Sonic SE3 license is now active.

Step 7

Download and install Halion Sonic SE 3.4 or newer, from www.steinberg.net

Part 4 - Installing Sonic Atoms sample library.

Step 1 Double click on sample library installation file (example: SonicAtoms_LibraryName.vstsound)



*this will open Steinberg Library Manager (if not, open Steinberg Library Manager app manually and then drag and drop ".vstsound" library file on Steinberg Library Manager window.

Step 2

Install the library into default location or choose "install path" to choose custom location.

After installation is complete, press OK an Sonic Atoms library should now be visible on your list:

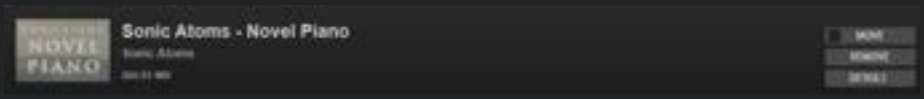

ATTENTION !

Unfortunatelly it is not uncommon for eLicencer software to not create a virtual license container which looks like this:

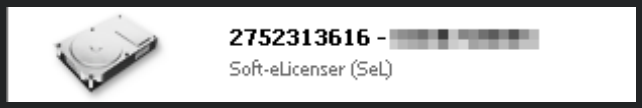

It is a common bug in eLicencer Control Center to see Soft-eLicencer missing, which mostly occurs on Windows but can also appear on OSx.

If you don't see Soft-eLicencer container inside your eLicencer Control Center software, You need to fix it in order do activate Halion Sonic SE. Unless you use hardware USB dongle (eLicencer License Control Device).

Steinberg has made a fix which in most cases works. Patch and additional instructions are on this website.

We recommend trying it if you experienced the mentioned issue. If that doesn't solve the problem, please contact Steinberg's support.

ZARIA INSTRUMENTS

Zaria collection comes with 7 types of programs:

Performance - Particles

Performance - Particles Reversed

Performance - Compund

Performance - Compund Reversed

Single Atoms

Single Atoms Reversed

Pad

Performance - Patricles / Particles Reversed
Program comes with various sounds, spread across the keyboard and split into **5 zones**.

Lower zone (white keys) is assigned to a drone. Its tone can be controlled by 6 knobs placed on left side of the interface. It can be also turned off.

In a **center** of a keyboard, all vocal particles are split into 3 zones. Each zone has it's own color (orange, green, blue). Each zone can be set to a different articulation. Vocal articulations can be changed directly from GUI or by keswitches. Keyswitches range starts from C-2 for "orange zone", from C-1 for "green zone", from C0 for "blue zone".

Higher zone (white keys) is assigned to a pad. Its tone can be controlled by 6 knobs placed on right side of the interface. It can be also turned off.

Performance - Compund / Compund Reversed

Program has **3 layers** of sound. **Lowest (Physical)** is based on granular synthesis and it provides the foundation of the sound. Its tone can be controlled by 6 knobs placed at the bottom of the interface. It can also be turned off.

Middle layer (Etheric) is made of long vocal articulations. One of four articulations can be changed directly from GUI or by a keyswitch (C-2 to D#-2).

Upper layer (Astral) contains all special vocal articulations (bouncing notes and random shorts). Articulations can be changed directly from GUi of by a keyswitch (C-1 to G#-1). Astral layer is silent as default and it's volume can be raised by Mod Wheel (CC1).

PAD

This type of program is made of processed vocal textures. Pad sounds are usually similar to what regular synthesizer is capable of. However, because these sounds are made of long vocal textures, that lush synth like sound can unexpectedly turn and reveal it's true nature. **Pad** program comes with additional controls:

2 **LFOs** which can influence one of four destinations: filter, panning, distortion and pitch. **LFO Shape** Menu - Controls oscillation type of main modulator. **LFO Trigger** Menu - Allows to set modulator behavior. **Randomize** Knob set random sample start value. **Fine Tuning** knob controls pitch of sound. **Voice** section allows to turn a pad into a monophonic lead sound with a glide time control. **Filter** section provides common controls such as: **cutoff, resonance, distortion** etc.

Single Atom / Single Atom Reversed*

Most of **Single Atom** programs is based on vocal articulations used in "Particles" and "Compound" programs. However there are several additional articulations, available as a single program only:

Breath

Short - Pop

Short - Ta

Wave Long - Ah / Wave Long Reversed - Ah

Wave Long - Oo / Wave Long Reversed - Oo

Wave Short - Ah / Wave Short Reversed - Ah

Wave Short - Oo / Wave Short Reversed - Oo

Single Atom programs contain vocal samples with extended pitch range. Samples within natural vocalist range are assigned to **green keys**, while pitch extension is presented with **red colour** on the keyboard. There is additional text information of natural voice range on the lower part of GUI.

FX PAGE

FILTER

Filter Type Menu - Allowing to choose from different variations of high, low and band pass filters.

Cut Off - Controls chosen filter frequency range.

Resonance - Controls filter curve. Higher resonance gives volume boost on the end of filter's frequency range.

Dist. Type Menu - Allows to choose various distortion algorithms.

Distortion - Controls distortion drive.

Filter Mix - Allows to mix processed signal with dry audio signal.

TREMOLO

Rate - Controls speed of tremolo

Depth - Changes tremolo influence on audio signal

CHORUS

Rate - Controls frequency of chorus effect

Depth - Changes chorus modulation amount

Mix - Allows to mix processed signal with dry audio signal.

TAPE ECHO

Echo Time - Controls echo intervals. It can be synced with DAW's tempo when little "eight note" button is active.

Feedback - Controls number of echo repeats.

Vintage - Adds more character to a sound and more modulation, imitating old tape echo unit.

Echo Mix - Controls balance between dry signal and tape echo.

FX PAGE

TAPE SATURATION

Drive - Amount of audio boost.

Output - Allows to reduce volume gain after tape saturation.

DELAY

Time - Controls delay intervals. It can be synced with DAW's tempo when little "eight note" button is active.

Feedback - Controls number of delay repeats.

Balance - Controls offset of delay time in Left/Right channel.

Mix - Controls balance between dry signal and delay.

COMPRESSOR

Threshold - Sets level at which compression applies

Ratio - Controls amount of compression

SPACE
1st stage convolution reverb. Simulates big room sound.

Predelay - Controls time offset between dry signal and convolution reverb

Mix - Allows to blend dry signal with convolution reverb

REVERB
2nd stage algorithmic reverb. Adds long lush tail to convolution reverb.

Density - Controls diffusion of reverb.

Size - Controls and timing of reverb.

Length - Control reverb time

Reverb Mix - Controls balance between dry signal and reverb.

PRE MAPPED MIDI CONTROLS

CC1 (Modwheel) - Controls main volume of Astral layer in "Performance - Compound / Compound Reversed" programs.

CC11 (Expression pedal) - Controls overal instrument volume

QUICK CONTROLS

HALION's quick controls are connected to instrument's Envelope (Attack, Sustain, Release) and allows to overwrite default Envelope settings. Quick Controls are active only in "Pad" type programs.

MIDI LEARN

Every knob, fader and "wave" controller can be assigned to prefered MIDI CC by using MIDI Learn feature. To use MIDI Learn click on chosen GUI controller with right mouse button and choose "Learn CC" from Pop-Up menu.

Pad - Cursed Valley
Pad - Dark Souls
Pad - Dark Spell
Pad - Elvish Choir
Pad - Elvish Dust
Pad - Elvish Prayers
Pad - Enchanted Crystals
Pad - First Snow
Pad - Frozen Needles
Pad - Frozen Wind
Pad - Holy Voices
Pad - Lost Memories
Pad - Lost Spirit
Pad - Sweet Dreams
Pad - Uncharted Territory
Pad - Winter Voices
Pad - Wood Elves
Pad - Zaria's Longing
Pad - Zaria's Spell
Pad - Zaria's Whisper
Performance - Compound Rev
Performance - Compound
Performance - Particles Rev
Performance - Particles
Single Atom - Bouncing - Pop
Single Atom - Bouncing - Ta
Single Atom - Breath
Single Atom - Long - Ih
Single Atom - Orbit - Oo

Single Atom - Random Shorts - Ih
Single Atom - Random Shorts - La
Single Atom - Random Shorts - Nah
Single Atom - Random Shorts - Oo
Single Atom - Random Shorts - Pop
Single Atom - Random Shorts - Ta
Single Atom - Short - Pop
Single Atom - Short - Ta
Single Atom - Wave Long - Ah
Single Atom - Wave Long - Oo
Single Atom - Wave Short - Ah
Single Atom - Wave Short - Oo
Single Atom - Waves - Ah
Single Atom Rev - Bouncing - Pop
Single Atom Rev - Bouncing - T
Single Atom Rev - Long - Ih
Single Atom Rev - Orbit - Oo
Single Atom Rev - Random Shorts - Ih
Single Atom Rev - Random Shorts - La
Single Atom Rev - Random Shorts - Nah
Single Atom Rev - Random Shorts - Oo
Single Atom Rev - Random Shorts - Pop
Single Atom Rev - Random Shorts - Ta
Single Atom Rev - Wave Long - Ah
Single Atom Rev - Wave Long - Oo
Single Atom Rev - Wave Short - Ah
Single Atom Rev - Wave Short - Oo
Single Atom Rev - Waves - Ah

LICENSE AGREEMENT

All Sonic Atoms sample libraries and sample packs you purchase are licensed, not sold to you. That license is personal and cannot be sold or transferred to anyone else. By downloading Sonic Atoms digital product, you agree to following terms:

YOU ARE ALLOWED TO

Use Sonic Atoms instruments and single samples in commercial and non-commercial musical compositions.

Install Sonic Atoms instruments and samples on multiple systems as long as they are used by single owner. For instance: You may use our sounds on a laptop and multiple studio rigs as long as one copy / license is being used at a time.

Use Sonic Atoms instruments and samples in game production and implement your music using separated samples and STEMs in game engine, as long as they are needed by production process and not being distributed and published as single sound files.

Use Sonic Atoms instruments for creating production music / library music and grant access to tracks and STEMs to third parties, as long as shared tracks and STEMs are needed due to media production and postproduction process and are not published in original form.

YOU ARE NOT ALLOWED TO

Share Sonic Atoms instruments and samples with anyone else. This includes making any of the content of the Library available on a network through any file sharing services.

Use one license on multiple computers at the same time by multiple users. For instance if there is a studio hiring multiple composers, you need as many licenses as many working at the same composers you have, or as many workstations.

Create samples, sample packs, sample libraries and virtual instruments based on Sonic Atoms content and share with anyone else. This includes processing our sounds and creating new content based on our content.

Re-sell the license to any part nor entire product made by Sonic Atoms.

SONIC ATOMS
©2021 Sonic Atoms. All Rights Reserved.